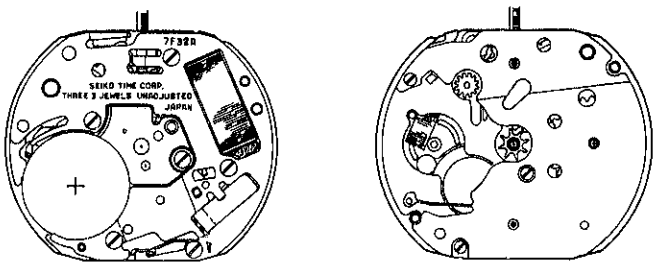


PARTS CATALOGUE/ TECHNICAL GUIDE

Cal. 7F32A

[SPECIFICATIONS]

Cal. No.		7F32A
Item		
Movement		
Movement size	Outside diameter	ϕ 24.0 mm 20.0 mm between 3 o'clock and 9 o'clock sides
	Casing diameter	ϕ 23.3 mm 20.0 mm between 3 o'clock and 9 o'clock sides
	Height	2.9 mm (not including battery portion)
Time indication		2 hands
Driving system		Step motor (Load compensated driving pulse type)
Additional mechanism		Moon phase hand
		Date hand
		Instant lunar calendar setting device
		Instant calendar setting device
		Train wheel setting device
		Electronic circuit reset switch
Loss/gain		Monthly rate at normal temperature range: less than 15 seconds
Regulation system		Nil
Measuring gate by quartz tester		Use 10-second gate.
Battery		SEIKO SR916SW, Maxell SR916SW, Matsushita SR916SW Battery life is approximately 3 years. Voltage: 1.55V
Jewels		3 jewels

PARTS CATALOGUE

Cal. 7F32A

Disassembling procedures Figs.: ① → ⑤⑩

Reassembling procedures Figs.: ⑤⑩ → ①

Lubricating: Types of oil

● Moebius A

○ SEIKO Watch Oil S-6

○ Silicone oil 500,000 c.s.

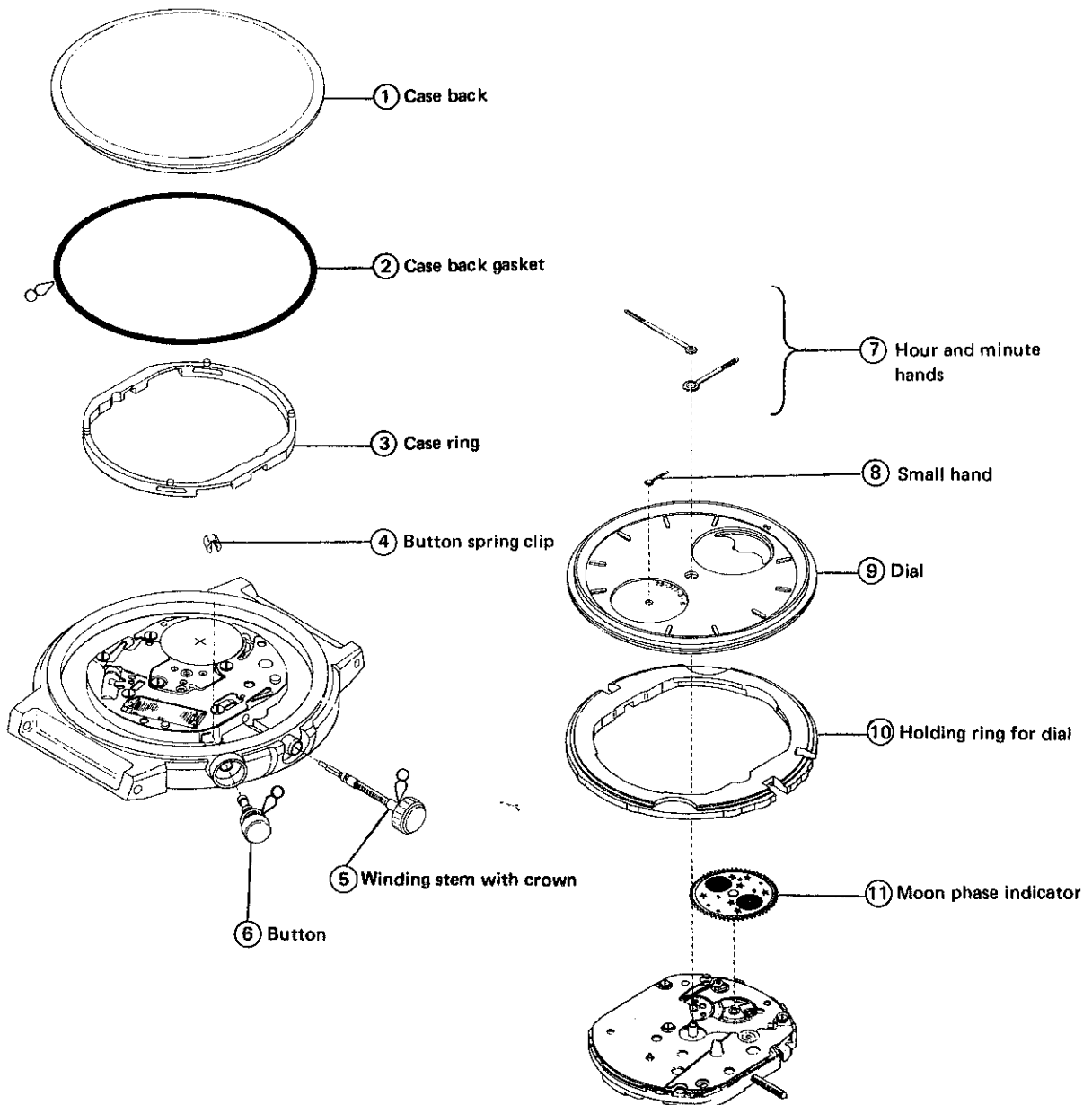
Oil quantity

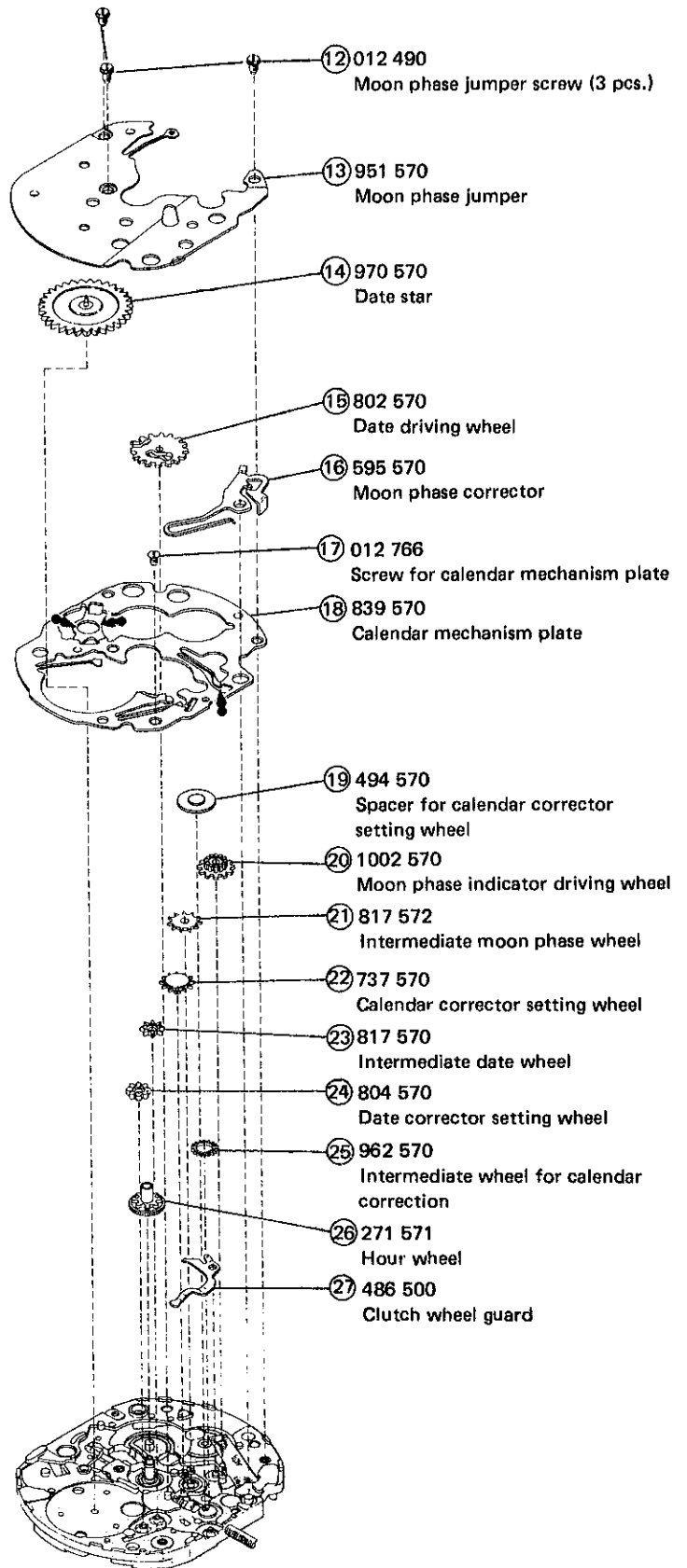
○ Normal quantity




Note: ○

SEIKO Watch Oil S-6 is used to lubricate the center wheel and pinion.

➔ Please see the remarks on the following pages.

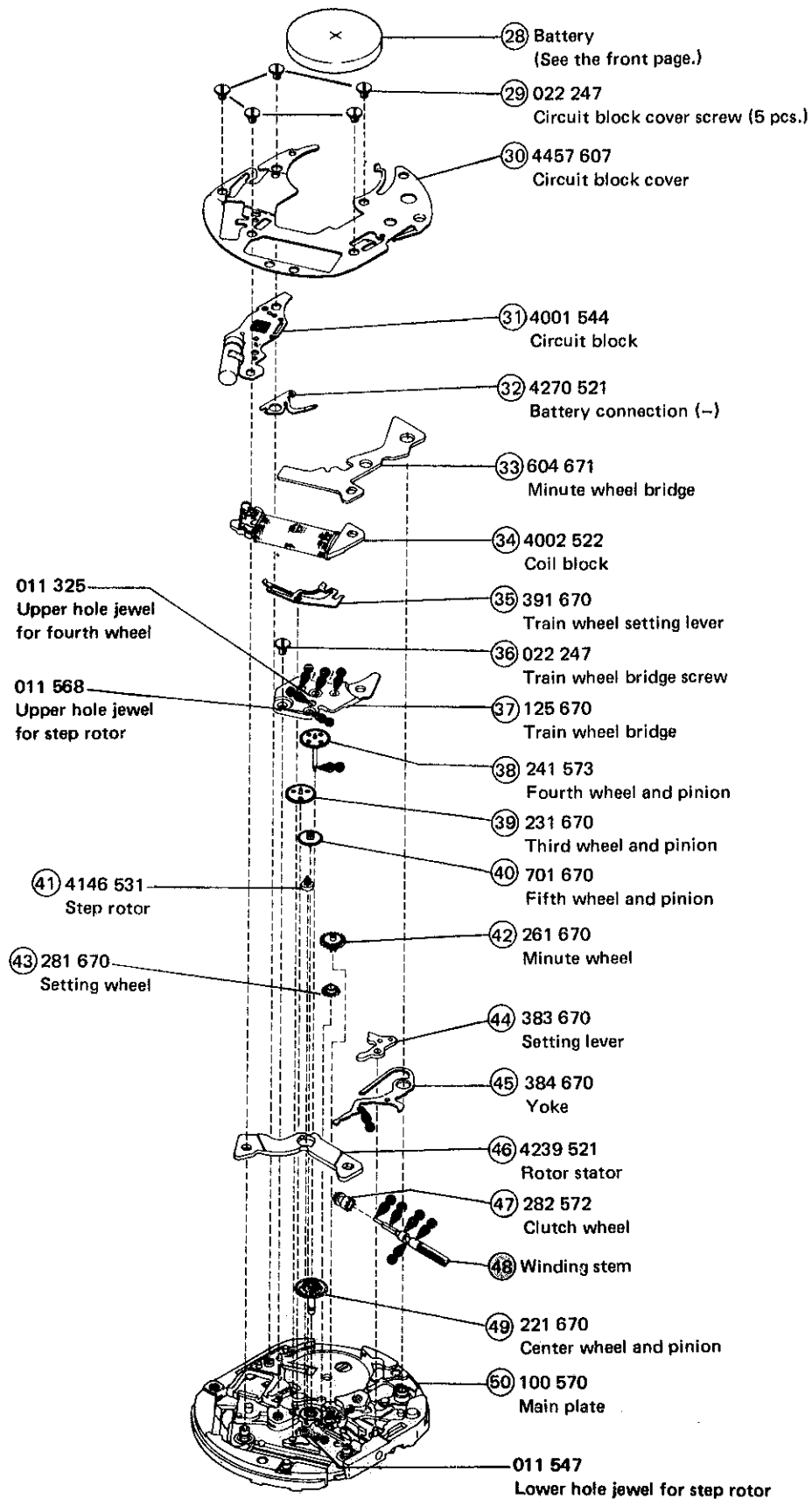




	<p>012 490 Moon phase jumper screw (3 pcs.)</p>
	<p>012 766 Screw for calendar mechanism plate (1 pc.)</p>
	<p>022 247 Circuit block cover screw (5 pcs.) Train wheel bridge screw (1 pc.)</p>

PARTS CATALOGUE

Cal. 7F32A



PARTS CATALOGUE

Cal. 7F32A

Remarks:

④8 Winding stem 351 670

The type of winding stem is determined based on the design of cases.

Check the case number and refer to "SEIKO Casing Parts Catalogue" to choose a corresponding winding stem.

TECHNICAL GUIDE

Remarks:

For information on the Technical Guide for Cal. 7F32A, refer to the "PARTS CATALOGUE/TECHNICAL GUIDE" for Cal. 7F38A and 7F39A.